

C.M.ST.P. & P.R.R.

CONDENSED PROFILE

T.C.T. DIVISION

OFFICE OF CHIEF ENGINEER, CHICAGO, ILL.

Recd 4/18/60


EXPLANATIONS

Miles


157

156

Alignment

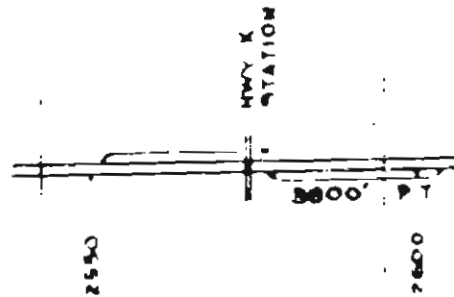


Grade Line



MASON

Track Diagram



Rail Charts



Ballast Charts

SCALES

$1" = 4000'$ { Horizontal scale for Profile
Alignment, Tracks & Charts

$1" = 200'$ Vertical scale for Profile

Numbers on Grade Lines are % Gradients

Elevations are in feet above sea level
for Top of Rail

Numbers on track diagram (for example
2550 & 2600) indicate profile stations

Bridges shown by over all dimensions
Culverts shown by inside dimensions.

ABBREVIATIONS

BRIDGES

ST BR	STEEL BRIDGE
GIR	STEEL GIRDER
ARCH	CONCRETE ARCH
S ARCH	STONE ARCH
PILE BR	PILE BRIDGE OR TRESTLE
C. PILE BR.	CONCRETE PILE BRIDGE

CULVERTS

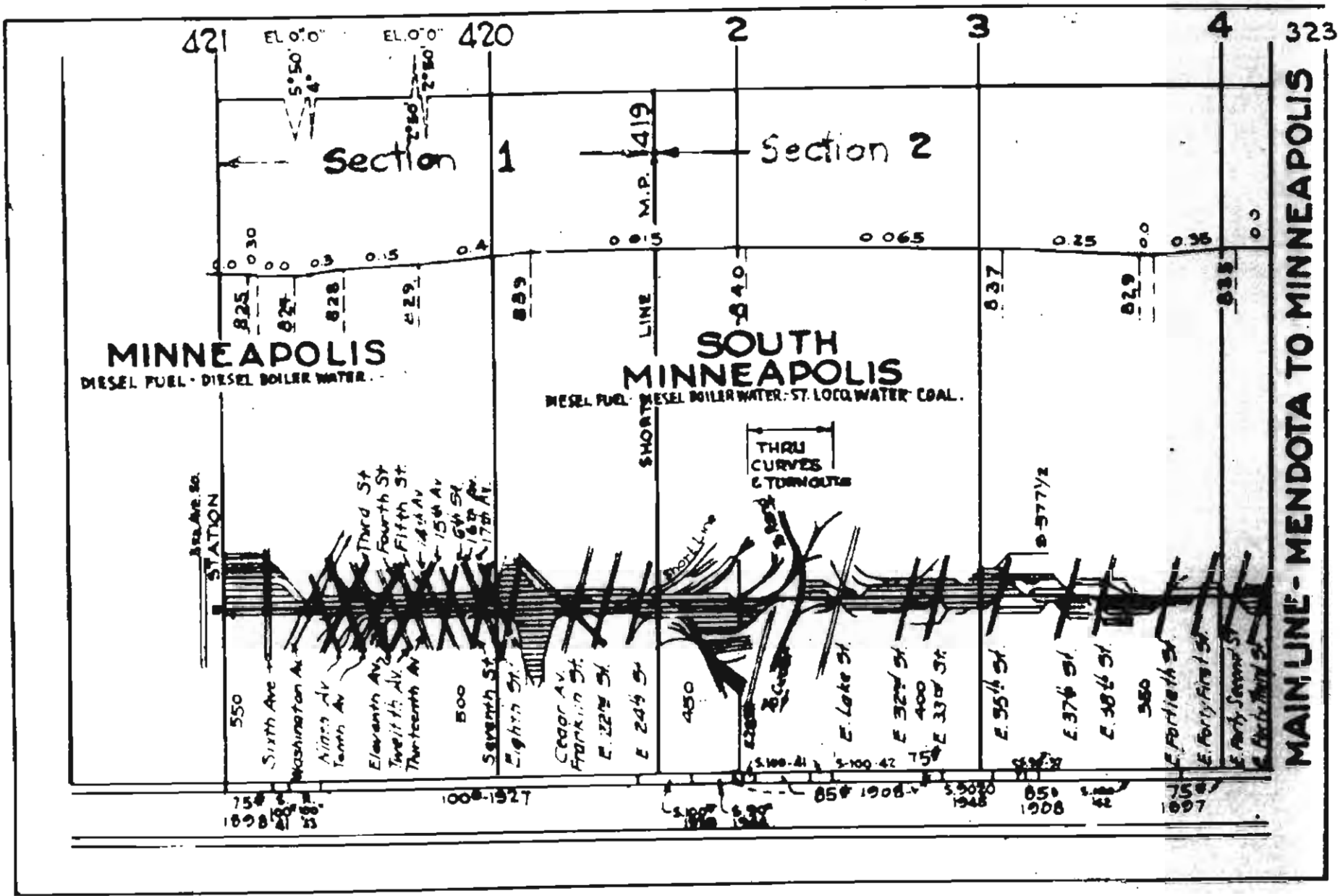
C. CUL.	CONCRETE CULVERT
C. P.	CONCRETE PIPE CULVERT
C I P	CAST IRON PIPE CULVERT
T. CUL.	TIMBER CULVERT
VIT P	VITRIFIED PIPE
COR P	CORRUGATED IRON PIPE

FACILITIES

W. T.	WATER TANK
2-S. P.	TWO STAND PIPES
MECH COAL STA.	MECHANICAL COALING STA

MISCELLANEOUS

Hwy X	HIGHWAY CROSSING
F. X.	FARM CROSSING
DBL	DOUBLE
SP.	SPAN
PT	PASSING TRACK
RR	REROLLED (RAIL)

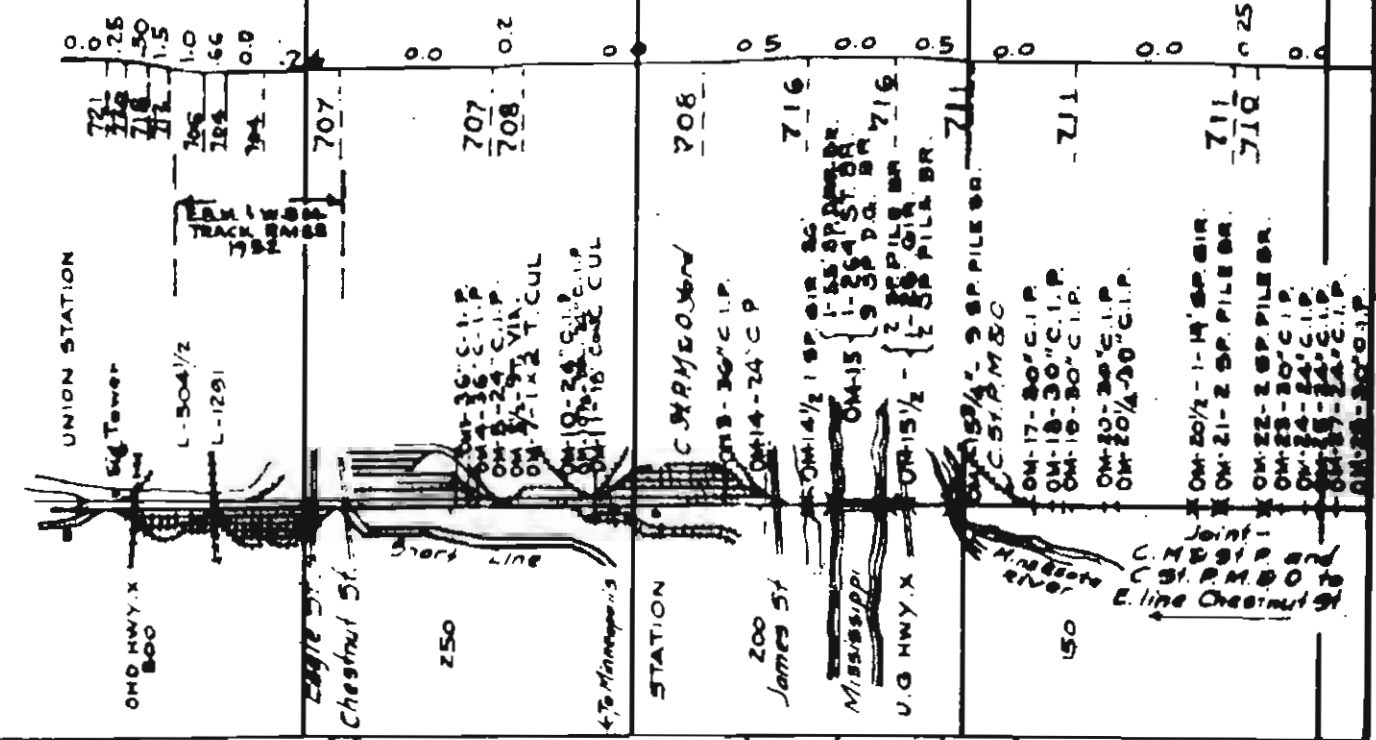


MAINLINE - MENDOTA TO MINNEAPOLIS

Section 4
ST. PAUL

RAMSEY CO. DAKOTA CO.

MAIN LINE - CALMAR TO ST. PAUL



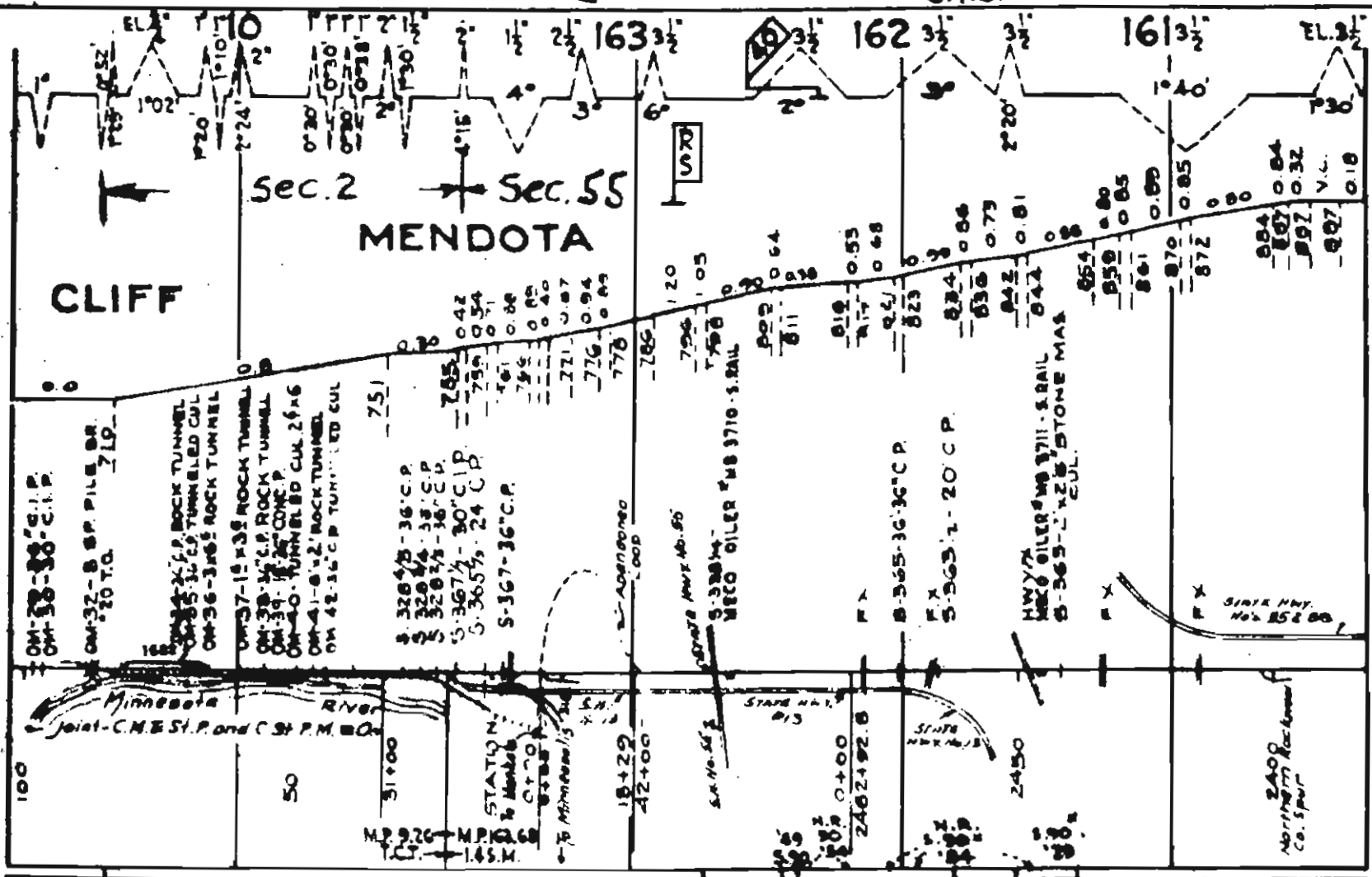
E.S.	1916-1935	1918-1924	100' 1924	1916-1924	100' 1924
E.S.	4" GRAY 1935	4" GRAY 1935	CIN.	GRINDERS	GRAVEL 1918
E.S.	4" GRAY 1935	4" GRAY 1935	CIN.	GRAVEL 1918	GRAVEL 1918

326

C.T.C.

CLIFF

Sec. 2 Sec. 55
MENDOTA

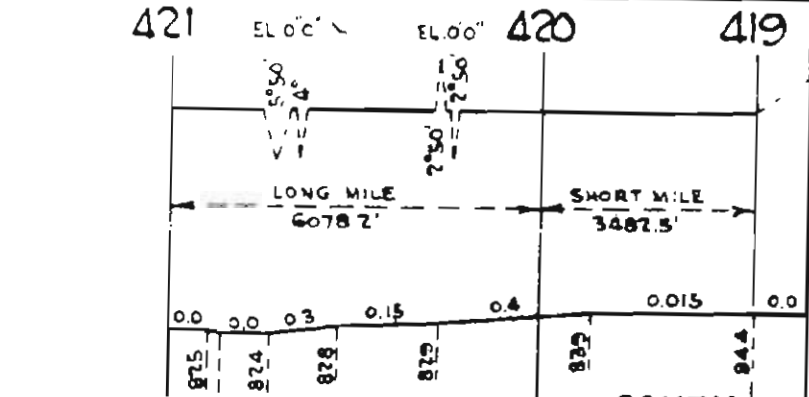


100+00 1084
 50
 31+00
 18+29 42+00
 2462+92.8
 2450
 2400
 100+00 1084
 SAW. 9020-1942
 SAW. 9020-1942
 SAW. 9020-1942

6" GRAVEL 1952

4" GRAVEL 1942
MDFORD PIT-RUN

LACROSSE TO MINNEAPOLIS



MINNEAPOLIS
DIESEL FUEL- DIESEL BOILER WATER.

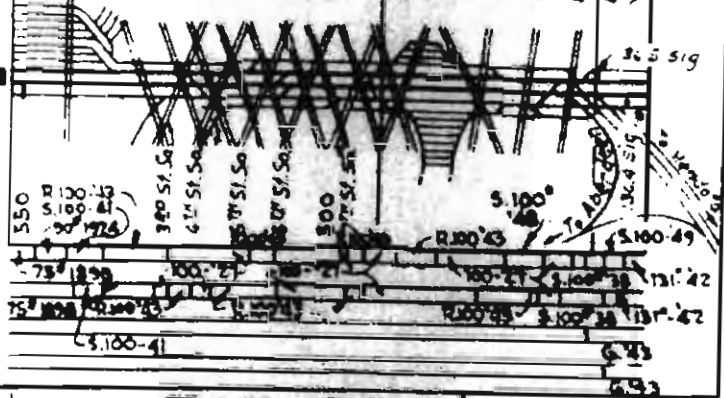
SOUTH
MINNEAPOLIS
DIESEL BOILER WATER
DIESEL FUEL
ST LOCD. WATER
COAL.

389 AV. So.
STATION

- 677 Av. So.
- 977 Av. So.
- Washington Av.
- 1077 Av. So.
- 1177 Av. So.
- 1277 Av. So.
- 1377 Av. So.
- 1477 Av. So.
- 1577 Av. So.
- 1677 Av. So.
- 1777 Av. So.

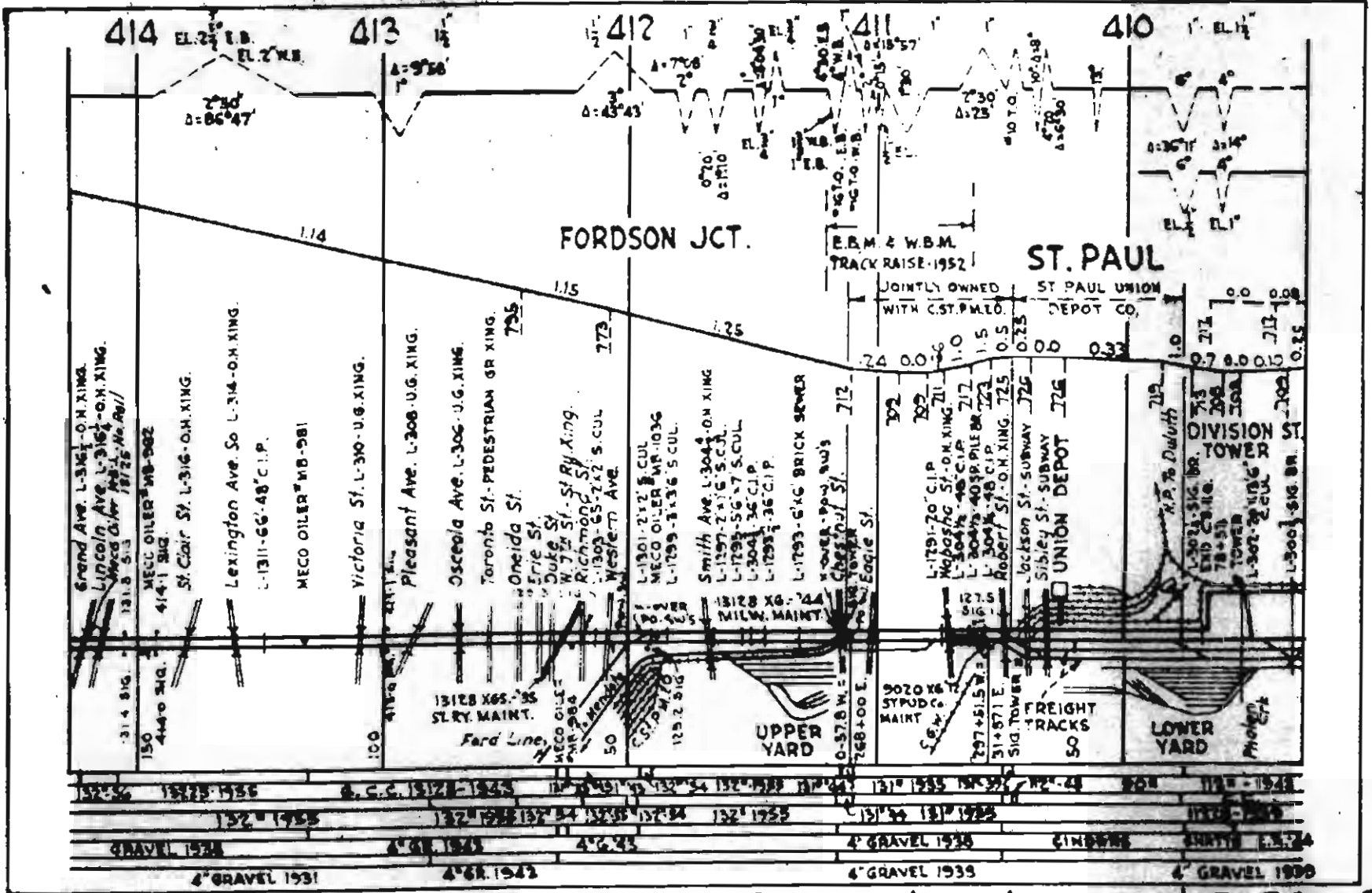
877 ST. COACH YARD

- 877 St. So.
- Cedar Av. St
- E Franklin Av
- E 2240 St
- E 2272 St
- 455+689-4-3-438 SHORT LINE
- YARD OFFICE



T.C.T. Sec. 1

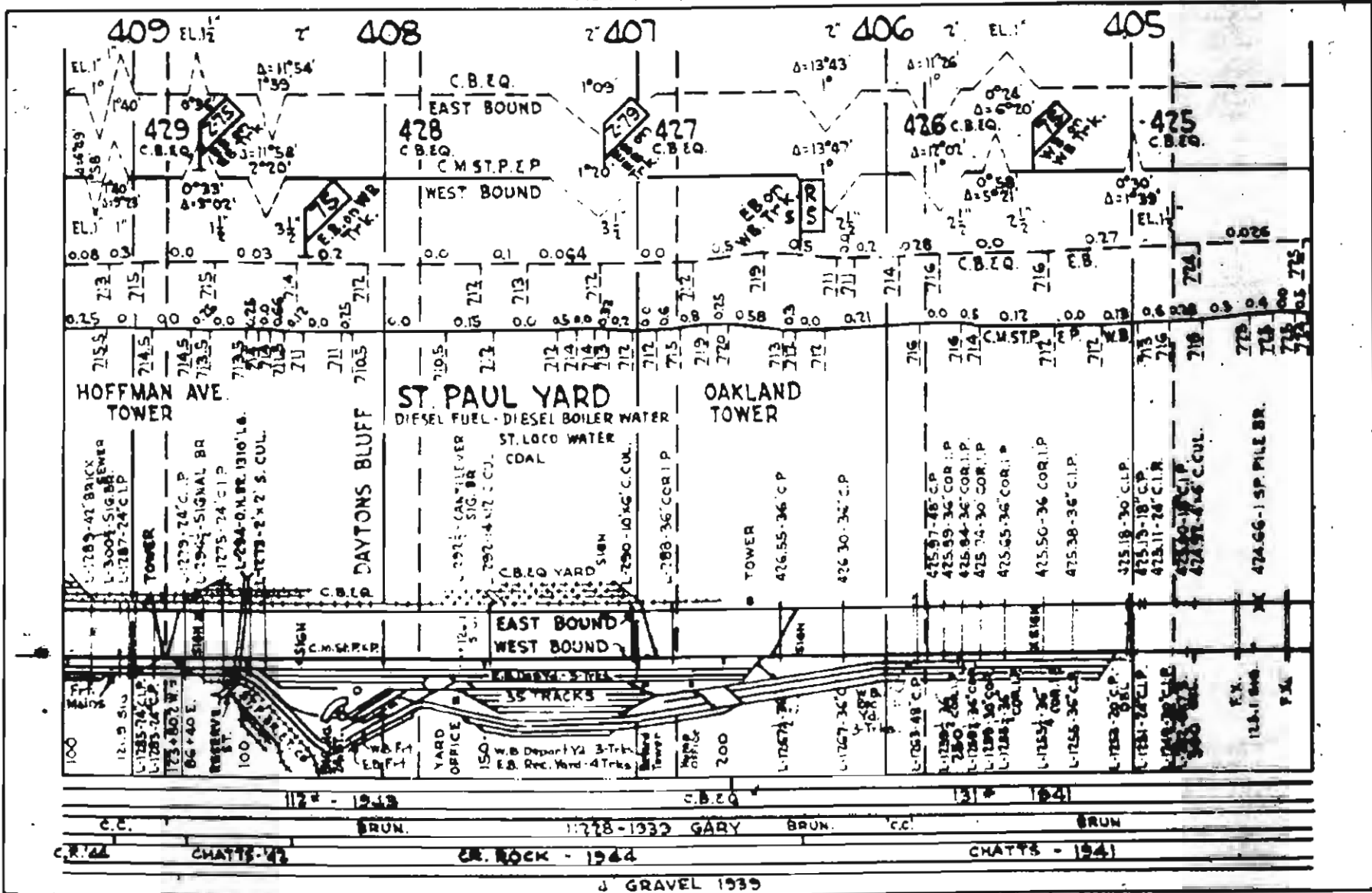
AUTOMATIC BLACK SYSTEM



T.C.T. Sec. 4

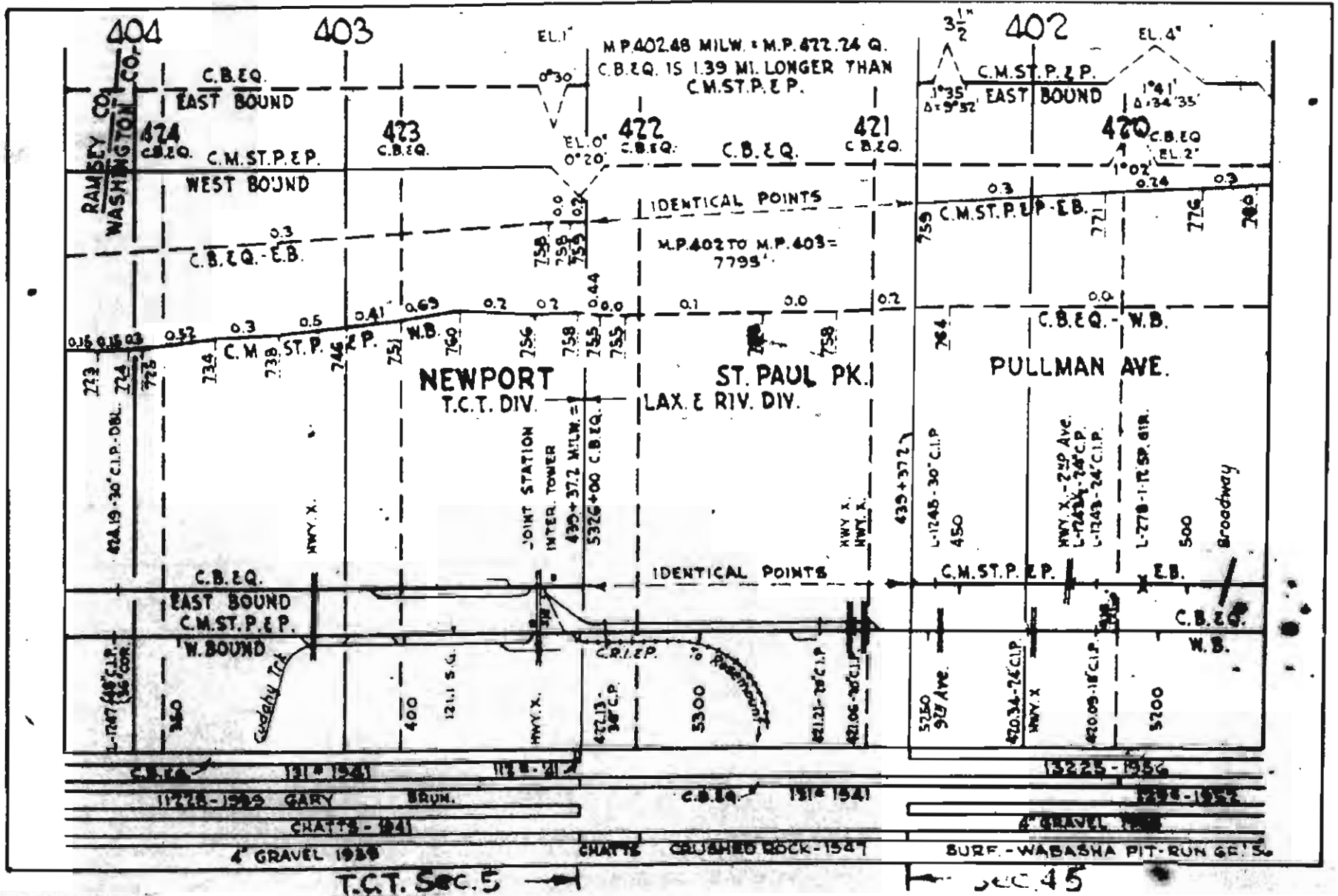
T.C.T. Sec. 5

AUTOMATIC BLOCK SYSTEM



AUTOMATIC BLOCK SYSTEM

114



T.C.T. Sec. 5

Sec. 45